



We Tame Photons to Work for You!



Products > LEDs > Surface Mount > OctoLED 1505 Package



Features / Options


- ▶ State-of-the-Art, High Brightness Chip Technology
- ▶ Choice of Colors and Lens Finishes
- ▶ Lead Frame / Lens Casting Reliability
- ▶ Easy-to-Solder Leads, Tin Finish
- ▶ Available Bulk or on Tape and Reel
- ▶ Lead Trimming and Forming Available
- ▶ Custom Shapes, Easily Tooled, Low Minimum

Applications / Uses

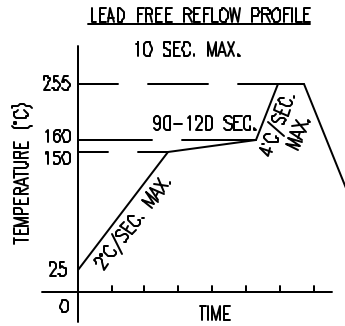
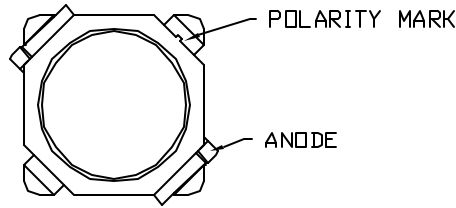
- ▶ Board or Panel Indication or Illumination
- ▶ Annunciator and Control Panels
- ▶ Telecom Switches and Central Station Equipment
- ▶ Large Panel Indicators

Part Number:	Brightness	Dice Material	Emitted Color	Peak Wavelength	Epoxy Lens	Operating Typ Vf (V)	Intensity Typ, mcd @ 20 mA	View Angle 2x Theta		
SML-H1505SIC-TR	HIGH	AlInGaP	Red	635	Clear	2.0	700	60		—
SML-H1505SID-TR	HIGH	AlInGaP	Red	635	Diffused	2.0	460	65		—
SML-H1505SIUPGUSBC	HIGH	AlInGaP/InGaN/InGaN	RGB	635/525/470	Clear	2.0/3.4/3.4	1100/600/2200	70		—
SML-H1505SIUPGUSBW	HIGH	AlInGaP/InGaN/InGaN	RGB	635/525/470	Milky	2.0/3.4/3.4	1100/600/2200	60		—
SML-H1505SOC-TR	HIGH	AlInGaP	Amber	610	Clear	2.0	1500	68		—
SML-H1505SOD-TR	HIGH	AlInGaP	Amber	610	Diffused	2.0	1000	75		—
SML-H1505SUGC-TR	HIGH	AlInGaP	Green	574	Clear	2.2	200	68		—
SML-H1505SUGD-TR	HIGH	AlInGaP	Green	574	Diffused	2.2	200	75		—
SML-H1505SYC-TR	HIGH	AlInGaP	Yellow	590	Clear	2.0	750	60		—
SML-H1505SYD-TR	HIGH	AlInGaP	Yellow	590	Diffused	2.0	460	70		—
SML-H1505UPGC-TR	HIGH	InGaN	Green	525	Clear	3.4	7000	45		—

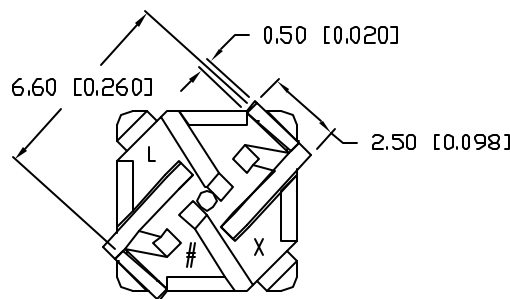
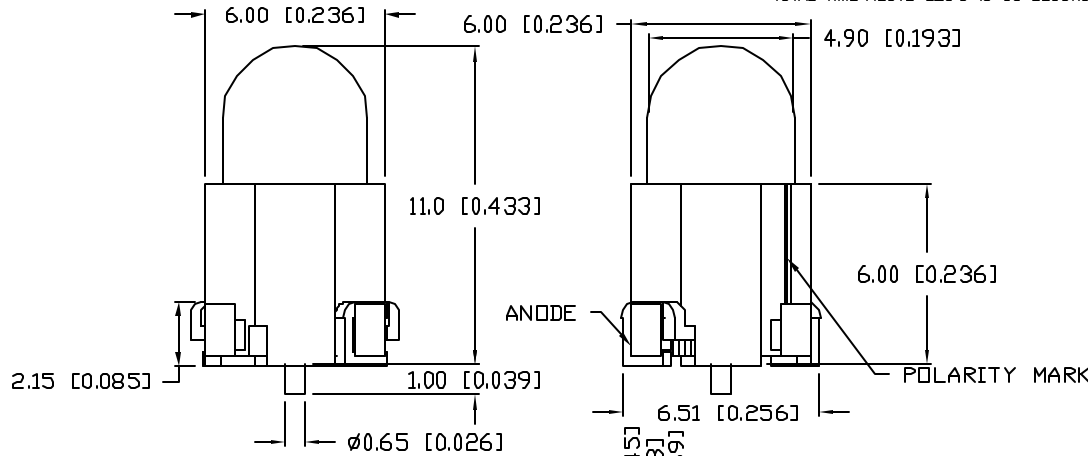
SML-H1505UPGD-TR		HIGH	InGaN	Green	525	Diffused	3.4	2200	60		—
SML-H1505USBC-TR		HIGH	InGaN	Blue	470	Clear	3.4	2500	40		—
SML-H1505USBD-TR		HIGH	InGaN	Blue	470	Diffused	3.4	1600	40		—
SML-H1505UWC-TR		HIGH	InGaN	White	-	Clear	3.3	14000	30		—
SML-H1505UWW-TR		HIGH	InGaN	White	-	Milky	3.3	3000	40		—



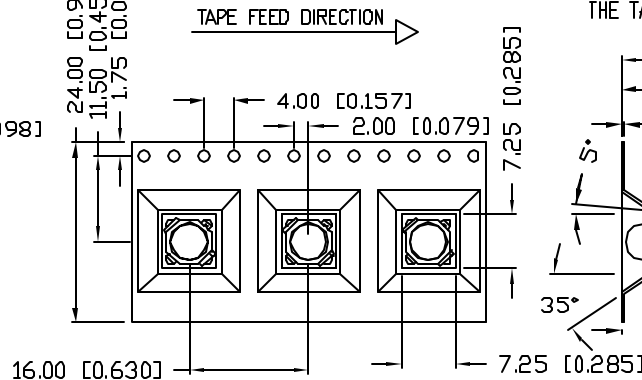
* PATENT PENDING



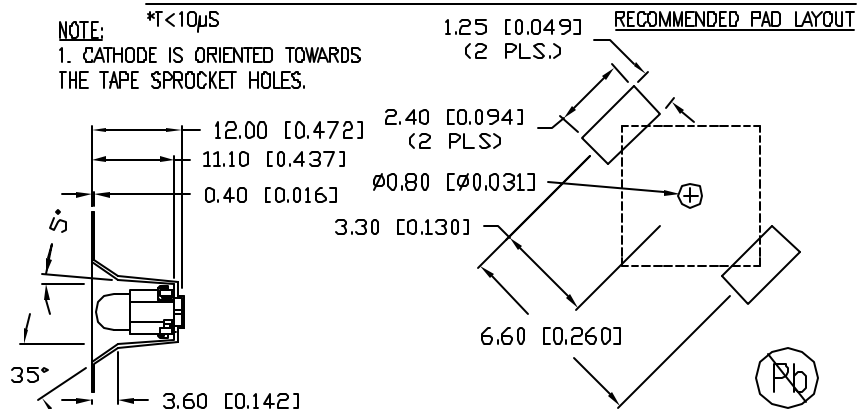
TOTAL TIME ABOVE 220°C IS 60 SECONDS MAX.



CAUTION: STATIC SENSITIVE DEVICE
FOLLOW PROPER E.S.D. HANDLING PROCEDURES
WHEN WORKING WITH THIS PART.



NOTE:
1. CATHODE IS ORIENTED TOWARDS
THE TAPE SPROCKET HOLES.



ELECTRO-OPTICAL CHARACTERISTICS $T_A=25^\circ\text{C}$ $I_f=20\text{MA}$

PARAMETER	MIN	TYP	MAX	UNITS	TEST COND
FORWARD VOLTAGE		3.3	4.0	V_f	
REVERSE VOLTAGE	5.0			V_r	$I_f=100\mu\text{A}$
AXIAL INTENSITY	7000	14000		mcd	$I_f=20\text{MA}$
CHROMATICITY X	0.2020	-	0.3622		$I_f=20\text{mA}$
COORDINATES(*1)Y	0.1530	-	0.3939		
VIEWING ANGLE		30			2x theta
EMITTED COLOR:	WHITE				
EPOXY LENS FINISH:	WATER CLEAR				

*1. THE ICI STANDARD COLORIMETRIC SYSTEM.

LIMITS OF SAFE OPERATION AT 25°C PER DIE

PARAMETER	MAX	UNITS
PEAK FORWARD CURRENT*	100	mA
STEADY CURRENT	20	mA
POWER DISSIPATION	80	mW
DERATE FROM 25°C	-1.2	mW/°C
OPERATING TEMP.	-20 TO +80	°C
STORAGE TEMP.	-30 TO +100	°C
SOLDERING TEMP.	+260	°C
2.0mm FROM BODY		5 SEC. MAX

*T<10μs

*UNLESS OTHERWISE SPECIFIED TOLERANCES PER DECIMAL PRECISION ARE: X=±1 (±0.039), XX=±0.5 (±0.020), XXX=±0.25 (±0.010), XXXX=±0.127 (±0.005), LEAD SIZE=±0.05 (±0.002), LEAD LENGTH=±0.75 (±0.030), MIN.=+DECIMAL PRECISION -0.00, MAX.=+0.00 -DECIMAL PRECISION

REV.	PART NUMBER SML-H1505UWC-TR
------	--------------------------------

CONFIDENTIAL INFORMATION
THE INFORMATION CONTAINED IN THIS DOCUMENT IS THE PROPERTY OF LUMEX INC. EXCEPT AS SPECIFICALLY AUTHORIZED IN WRITING BY LUMEX INC., THE HOLDER OF THIS DOCUMENT SHALL KEEP ALL INFORMATION CONTAINED HEREIN CONFIDENTIAL AND SHALL PROTECT SAME IN WHOLE OR IN PART FROM DISCLOSURE AND DISSEMINATION TO ALL THIRD PARTIES.



5mm SURFACE MOUNTED DOME LED,
ULTRA WHITE LED, WATER CLEAR.

RELIABILITY NOTE
OUR MANY YEARS OF EXPERIENCE DATA ACCUMULATION INDICATE THAT SOLDER HEAT IS A MAJOR CAUSE OF EARLY AND FUTURE FAILURE. PLEASE PAY ATTENTION TO YOUR SOLDERING PROCESS.

DRAWN BY: JN	CHECKED BY:	APPROVED BY:	DATE: 04.25.08
			PAGE: 1 OF 1
			SCALE: N/A